

Scaled data based on original data using  
LM-79-08 Approved Method: Electrical and Photometric Measurements of Solid-  
State Lighting Products

Test Report Prepared for  
Cooper Lighting Solutions  
(formerly Eaton)

Brand: McGRAW-EDISON

Report Number: P227051

Luminaire Tested: **ISW-AF-600-LED-E1-SL4-8030**

Issue Date: 3/3/2020

**Test Information**

Test Method: LM-79-08  
Report Number: P227051  
TEST IS SCALED FROM IESNA LM-79-08 TEST DATA (P35947)  
Test Lab: INNOVATION CENTER-P3  
Issue Date: 3/3/2020  
Manufacturer: COOPER LIGHTING SOLUTIONS (FORMERLY EATON)  
Product Line: MCGRAW-EDISON  
Catalog Number: ISW-AF-600-LED-E1-SL4-8030  
Description: IMPACT ELITE LED WEDGE LUMINAIRE  
LIGHT SQUARE WITH ACCULED OPTICS-TYPE IV W/SPILL CONTROL  
Light Source: (16) 3000K CCT, 80 CRI LEDs  
Ballast/Driver: ELECTRONIC DRIVER

**Summary**

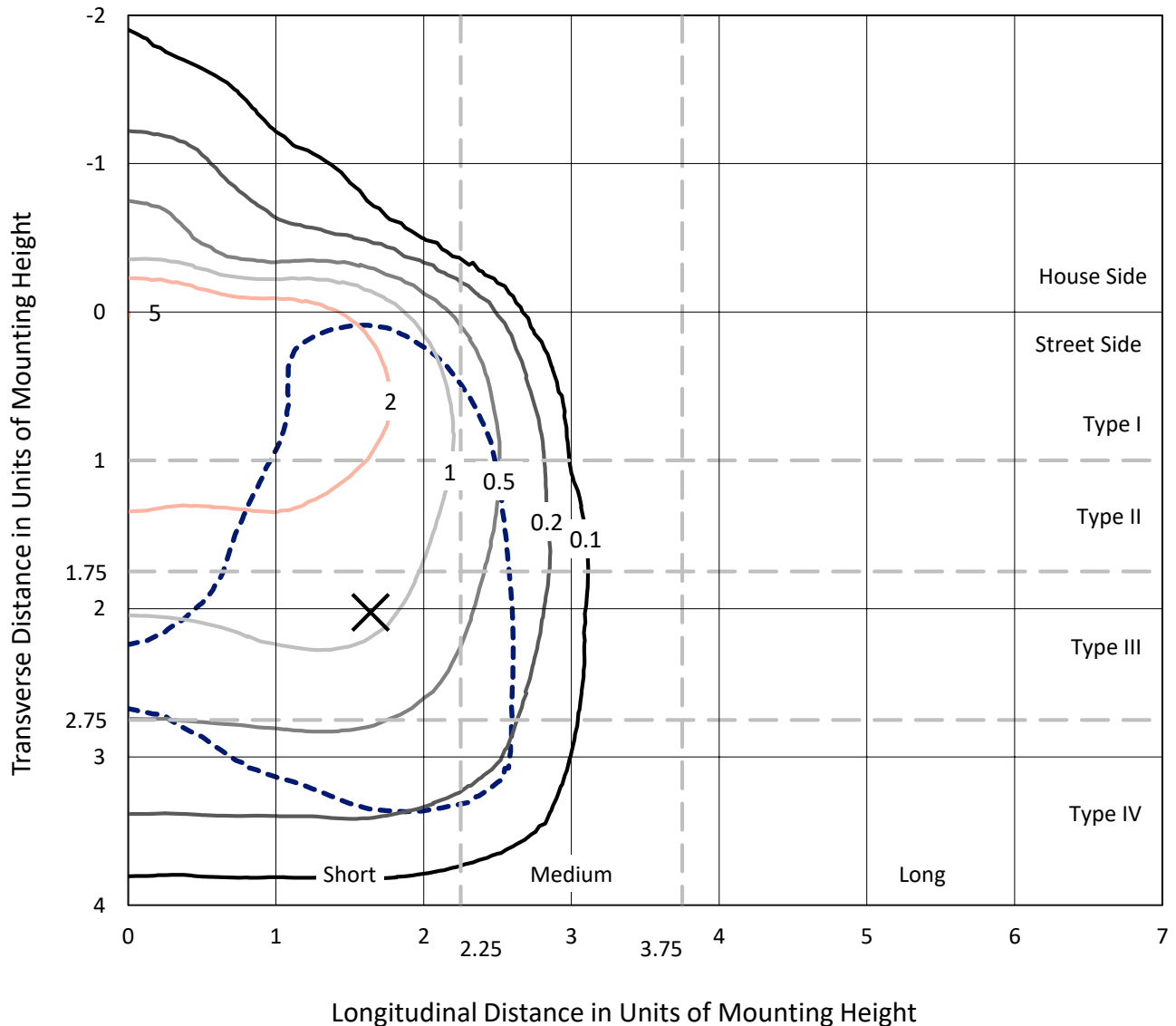
Lumens per Lamp: N/A  
Luminaire Lumens: 2986.3 lumens  
Efficiency: N/A  
Efficacy: 88.6 lumens/watt  
Luminous Opening: Rectangular (W 0.5' x L: 0.5' x H: 0')  
IES Classification: Type IV - Short - Semi-Cutoff  
BUG Rating: B0 - U1 - G1  
  
Input Watts (W): 33.7  
Input Voltage (V): 120  
Input Current (Ain): NR  
Voltage Rise (V): NR  
Power Factor: NR  
Total Harmonic Distortion (THDi): NR  
Frequency (hertz): 60  
Stabilization Time: NR  
Operation Time: NR  
Ambient Temperature (°C): NR  
Test Distance: 25 FT



REPORT NUMBER: P227051  
 CATALOG NUMBER: ISW-AF-600-LED-E1-SL4-8030

### Iso-Footcandle Lines of Horizontal Illumination

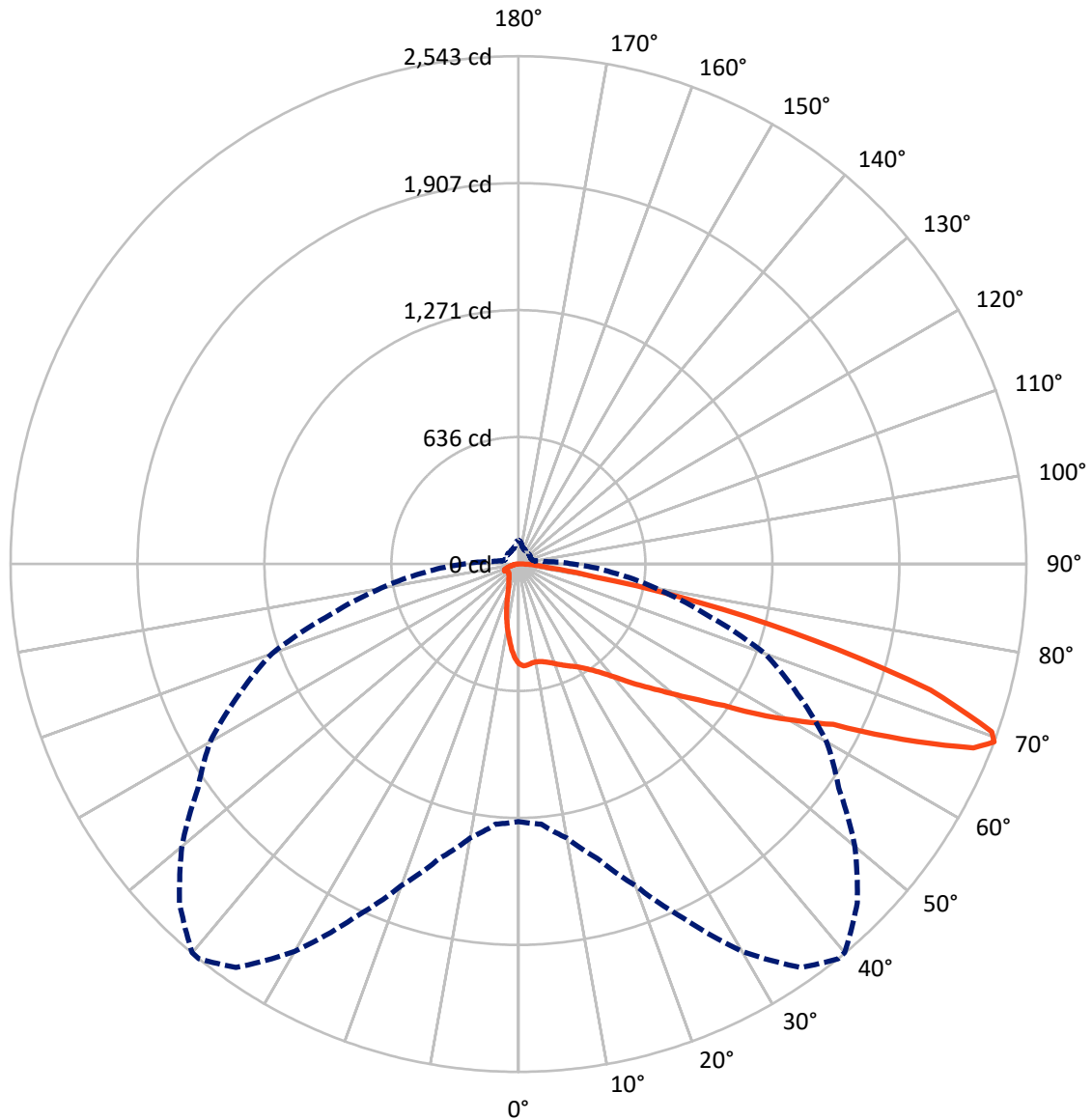
× Max cd  
 - - - 1/2 Max cd



Based on 10 foot mounting height. Maximum calculated value = 5 fc  
 Type IV - Short - Semi-Cutoff

REPORT NUMBER: P227051  
CATALOG NUMBER: ISW-AF-600-LED-E1-SL4-8030

### Luminous Intensity Polar Plot



— Vertical Plane Through 39-Deg Lateral    - - - Horizontal Cone Through 69-Deg Vertical

REPORT NUMBER: P227051

CATALOG NUMBER: ISW-AF-600-LED-E1-SL4-8030

**FLUX DISTRIBUTION:**

		Downward	Upward	Total
<b>House Side</b>	Lumens	377.8	0.1	377.9
	% Fixture	12.7	0.0	12.7
<b>Street Side</b>	Lumens	2607.6	0.7	2608.3
	% Fixture	87.3	0.0	87.3
<b>Total</b>	Lumens	2985.4	0.8	2986.3
	% Fixture	100.0	0.0	100.0

**Coefficient of Utilization**

**ZONAL LUMENS:**

Zone	Lumens	% Fixture
0°-10°	43.2	1.4
10°-20°	108.9	3.6
20°-30°	169.4	5.7
30°-40°	256.1	8.6
40°-50°	409.8	13.7
50°-60°	644.1	21.6
60°-70°	867.3	29.0
70°-80°	430.2	14.4
80°-90°	56.5	1.9
90°-100°	0.8	0.0
100°-110°	0.0	0.0
110°-120°	0.0	0.0
120°-130°	0.0	0.0
130°-140°	0.0	0.0
140°-150°	0.0	0.0
150°-160°	0.0	0.0
160°-170°	0.0	0.0
170°-180°	0.0	0.0
0°-90°	2985.4	100.0
0°-180°	2986.3	100.0



REPORT NUMBER: P227051

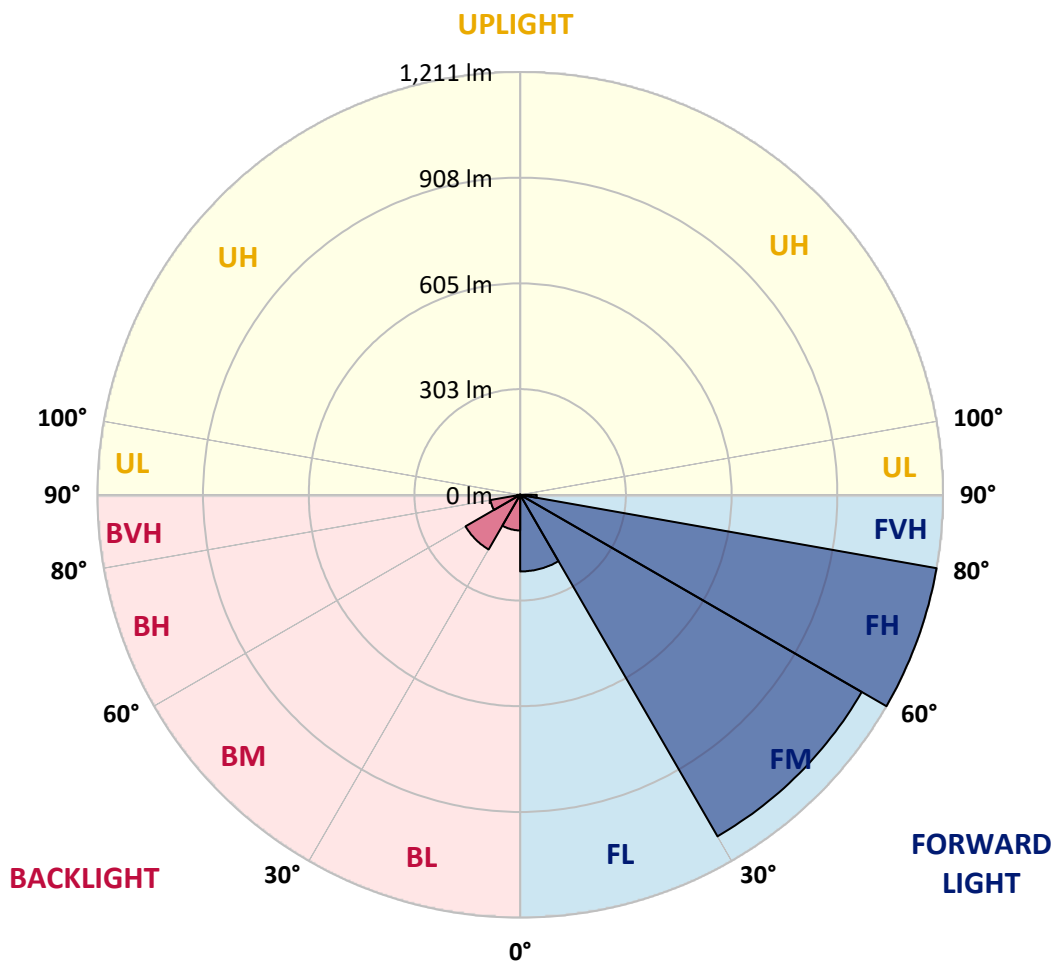
CATALOG NUMBER: ISW-AF-600-LED-E1-SL4-8030

**LUMINAIRE CLASSIFICATION SYSTEM LUMEN TABLE AND BUG RATING:**

Zone		Lumens	% Fixture	Zone Rating/Lumen Limit		
				B	U	G
FL	(0°-30°)	219.6	7.4			
FM	(30°-60°)	1129.5	37.8			
FH	(60°-80°)	1210.9	40.6			G1/1800
FVH	(80°-90°)	47.6	1.6			G1/100
BL	(0°-30°)	101.9	3.4	B0/110		
BM	(30°-60°)	180.5	6.0	B0/220		
BH	(60°-80°)	86.5	2.9	B0/110		G0/110
BVH	(80°-90°)	8.9	0.3			G0/10
UL	(90°-100°)	0.8	0.0		U1/10	
UH	(100°-180°)	0.1	0.0		U1/10	

**BUG Rating: B0-U1-G1**

Type IV Short





REPORT NUMBER: P227051

CATALOG NUMBER: ISW-AF-600-LED-E1-SL4-8030

**CANDELA DISTRIBUTION (FULL):**

	0°	5°	10°	15°	20°	25°	30°	35°	39°	40°	45°
0°	500.2	500.2	500.2	500.2	500.2	500.2	500.2	500.2	500.2	500.2	500.2
2.5°	512.3	512.8	512.8	513.3	511.3	511.3	511.8	509.9	510.8	510.4	507.9
5°	513.3	513.7	513.3	513.7	511.3	510.4	508.4	506.0	507.0	506.5	503.1
7.5°	510.8	511.3	510.4	510.8	507.9	506.0	503.1	501.1	499.7	499.2	494.8
10°	505.5	507.0	505.0	506.5	504.1	502.1	500.7	498.7	497.8	497.3	492.4
12.5°	497.8	498.7	499.2	501.1	501.1	501.6	501.6	500.2	500.7	500.2	496.3
15°	490.5	493.9	497.3	499.2	503.1	505.5	507.4	507.0	508.4	507.9	505.5
17.5°	490.5	493.4	499.2	505.5	512.8	516.2	519.1	519.1	519.6	518.6	514.7
20°	492.4	497.8	507.4	518.1	526.8	533.6	535.6	535.1	533.1	533.1	526.3
22.5°	508.4	511.8	522.5	534.1	546.2	553.0	553.5	552.0	548.2	547.2	538.9
25°	531.2	535.1	544.8	559.8	569.0	574.3	572.9	568.0	564.2	560.8	552.0
27.5°	566.6	569.5	579.2	589.4	594.7	596.6	590.8	584.0	579.7	578.2	566.6
30°	602.9	606.8	614.6	620.9	625.2	619.4	610.2	602.4	598.6	597.6	586.9
32.5°	647.5	648.0	653.3	654.8	655.3	645.6	633.0	625.7	624.2	622.3	614.1
35°	688.2	690.6	689.7	689.2	684.8	672.7	662.1	657.7	656.2	655.8	649.0
37.5°	724.6	728.5	726.0	721.7	716.3	706.6	695.5	690.6	695.5	692.6	694.0
40°	760.0	760.0	757.0	754.6	748.3	739.1	735.2	735.7	743.5	745.4	747.4
42.5°	790.5	790.0	787.1	785.2	784.2	782.3	780.3	789.5	804.5	807.5	811.8
45°	823.9	823.4	812.3	816.2	823.0	824.4	831.2	852.5	870.9	872.4	881.6
47.5°	856.4	852.5	841.9	845.7	865.1	875.3	886.5	916.5	942.2	947.5	973.2
50°	890.3	886.5	874.8	882.1	909.2	928.1	954.3	996.0	1031.4	1038.6	1072.1
52.5°	925.7	925.2	916.0	927.2	960.6	998.9	1040.1	1087.1	1130.2	1139.4	1188.9
55°	968.4	965.9	962.1	975.6	1023.1	1074.5	1139.0	1202.9	1250.0	1266.4	1316.4
57.5°	1016.3	1015.4	1015.9	1044.0	1101.2	1179.2	1258.2	1344.5	1422.0	1433.6	1480.2
60°	1058.0	1060.0	1071.1	1115.2	1186.9	1292.6	1403.6	1520.4	1589.2	1601.3	1646.9
62.5°	1108.9	1120.1	1144.8	1200.5	1284.8	1412.8	1556.7	1680.3	1769.0	1793.7	1880.0
65°	1231.1	1239.8	1285.8	1353.2	1460.8	1624.6	1789.9	1969.7	2116.1	2138.3	2212.5
67.5°	1320.2	1342.5	1414.7	1524.8	1680.3	1889.7	2116.5	2334.2	2457.7	2467.9	2416.1
69°	1289.2	1307.6	1392.9	1525.7	1713.3	1957.1	2239.2	2466.5	2542.6	2540.6	2399.6
70°	1241.7	1258.7	1352.7	1481.6	1685.7	1949.3	2241.1	2467.4	2513.5	2496.0	2334.6
72.5°	1040.1	1055.1	1143.3	1278.1	1475.8	1737.5	2012.3	2166.9	2157.2	2142.7	1876.1
75°	649.5	648.5	725.5	803.6	957.2	1221.8	1426.4	1550.4	1530.6	1519.4	1204.4
77.5°	242.8	259.8	287.9	371.7	442.5	585.5	750.7	888.9	927.2	878.2	648.5
80°	126.5	135.7	154.1	183.7	211.3	241.8	290.8	374.2	387.2	361.1	261.7
82.5°	99.8	111.0	129.4	154.6	174.0	162.4	153.2	158.5	157.5	150.2	133.3
85°	75.6	88.7	118.7	144.4	172.1	145.4	115.8	101.3	90.1	90.6	96.4
87.5°	37.8	49.0	93.5	126.0	149.8	96.4	75.6	58.6	49.0	47.0	63.0
90°	11.6	11.6	18.9	24.7	33.9	17.0	16.5	12.6	9.2	9.2	14.5
92.5°	0.0	0.0	0.0	0.0	0.0	0.0	0.0	0.0	0.0	0.0	0.0
95°	0.0	0.0	0.0	0.0	0.0	0.0	0.0	0.0	0.0	0.0	0.0
97.5°	0.0	0.0	0.0	0.0	0.0	0.0	0.0	0.0	0.0	0.0	0.0
100°	0.0	0.0	0.0	0.0	0.0	0.0	0.0	0.0	0.0	0.0	0.0
102.5°	0.0	0.0	0.0	0.0	0.0	0.0	0.0	0.0	0.0	0.0	0.0
105°	0.0	0.0	0.0	0.0	0.0	0.0	0.0	0.0	0.0	0.0	0.0
107.5°	0.0	0.0	0.0	0.0	0.0	0.0	0.0	0.0	0.0	0.0	0.0



REPORT NUMBER: P227051

CATALOG NUMBER: ISW-AF-600-LED-E1-SL4-8030

**CANDELA DISTRIBUTION (continued):**

	0°	5°	10°	15°	20°	25°	30°	35°	39°	40°	45°
110°	0.0	0.0	0.0	0.0	0.0	0.0	0.0	0.0	0.0	0.0	0.0
112.5°	0.0	0.0	0.0	0.0	0.0	0.0	0.0	0.0	0.0	0.0	0.0
115°	0.0	0.0	0.0	0.0	0.0	0.0	0.0	0.0	0.0	0.0	0.0
117.5°	0.0	0.0	0.0	0.0	0.0	0.0	0.0	0.0	0.0	0.0	0.0
120°	0.0	0.0	0.0	0.0	0.0	0.0	0.0	0.0	0.0	0.0	0.0
122.5°	0.0	0.0	0.0	0.0	0.0	0.0	0.0	0.0	0.0	0.0	0.0
125°	0.0	0.0	0.0	0.0	0.0	0.0	0.0	0.0	0.0	0.0	0.0
127.5°	0.0	0.0	0.0	0.0	0.0	0.0	0.0	0.0	0.0	0.0	0.0
130°	0.0	0.0	0.0	0.0	0.0	0.0	0.0	0.0	0.0	0.0	0.0
132.5°	0.0	0.0	0.0	0.0	0.0	0.0	0.0	0.0	0.0	0.0	0.0
135°	0.0	0.0	0.0	0.0	0.0	0.0	0.0	0.0	0.0	0.0	0.0
137.5°	0.0	0.0	0.0	0.0	0.0	0.0	0.0	0.0	0.0	0.0	0.0
140°	0.0	0.0	0.0	0.0	0.0	0.0	0.0	0.0	0.0	0.0	0.0
142.5°	0.0	0.0	0.0	0.0	0.0	0.0	0.0	0.0	0.0	0.0	0.0
145°	0.0	0.0	0.0	0.0	0.0	0.0	0.0	0.0	0.0	0.0	0.0
147.5°	0.0	0.0	0.0	0.0	0.0	0.0	0.0	0.0	0.0	0.0	0.0
150°	0.0	0.0	0.0	0.0	0.0	0.0	0.0	0.0	0.0	0.0	0.0
152.5°	0.0	0.0	0.0	0.0	0.0	0.0	0.0	0.0	0.0	0.0	0.0
155°	0.0	0.0	0.0	0.0	0.0	0.0	0.0	0.0	0.0	0.0	0.0
157.5°	0.0	0.0	0.0	0.0	0.0	0.0	0.0	0.0	0.0	0.0	0.0
160°	0.0	0.0	0.0	0.0	0.0	0.0	0.0	0.0	0.0	0.0	0.0
162.5°	0.0	0.0	0.0	0.0	0.0	0.0	0.0	0.0	0.0	0.0	0.0
165°	0.0	0.0	0.0	0.0	0.0	0.0	0.0	0.0	0.0	0.0	0.0
167.5°	0.0	0.0	0.0	0.0	0.0	0.0	0.0	0.0	0.0	0.0	0.0
170°	0.0	0.0	0.0	0.0	0.0	0.0	0.0	0.0	0.0	0.0	0.0
172.5°	0.0	0.0	0.0	0.0	0.0	0.0	0.0	0.0	0.0	0.0	0.0
175°	0.0	0.0	0.0	0.0	0.0	0.0	0.0	0.0	0.0	0.0	0.0
177.5°	0.0	0.0	0.0	0.0	0.0	0.0	0.0	0.0	0.0	0.0	0.0
180°	0.0	0.0	0.0	0.0	0.0	0.0	0.0	0.0	0.0	0.0	0.0





REPORT NUMBER: P227051

CATALOG NUMBER: ISW-AF-600-LED-E1-SL4-8030

**CANDELA DISTRIBUTION (continued):**

	50°	55°	60°	65°	70°	75°	80°	85°	90°	95°	100°
0°	500.2	500.2	500.2	500.2	500.2	500.2	500.2	500.2	500.2	500.2	500.2
2.5°	506.0	506.0	505.0	504.5	503.1	501.1	499.7	497.3	495.8	493.4	490.5
5°	499.7	497.8	496.8	494.8	491.9	489.5	486.6	483.2	479.3	474.5	469.2
7.5°	491.5	488.5	485.2	484.2	480.8	477.9	474.5	469.6	464.3	455.6	448.8
10°	488.1	485.2	482.2	480.3	475.9	472.5	468.7	462.4	455.6	444.0	431.4
12.5°	491.5	488.5	485.6	482.2	478.4	474.5	469.2	461.4	452.2	437.2	421.7
15°	499.7	496.8	491.9	488.5	483.2	479.8	472.5	463.8	450.3	431.8	411.5
17.5°	508.9	504.5	500.2	494.8	490.0	485.6	477.9	466.7	449.8	428.0	401.8
20°	517.6	512.8	506.0	502.1	497.3	491.0	482.7	469.2	448.8	420.2	391.6
22.5°	527.8	521.5	514.2	509.9	506.0	500.7	491.0	473.5	448.8	415.8	380.0
25°	540.9	532.6	525.4	521.0	518.6	514.7	503.1	483.7	452.2	413.4	370.3
27.5°	556.4	545.7	539.4	536.5	536.0	533.1	521.5	497.3	459.9	413.4	361.1
30°	574.8	565.6	557.4	557.4	563.2	561.2	548.2	518.1	472.1	414.9	354.3
32.5°	600.5	591.3	586.4	591.3	597.6	599.5	584.5	547.7	491.9	421.7	347.5
35°	638.3	632.5	629.1	636.4	649.0	653.8	635.4	591.8	521.0	434.7	343.6
37.5°	688.2	683.9	679.5	692.1	715.9	725.5	698.9	642.7	562.7	456.6	341.7
40°	745.4	745.9	750.7	776.0	798.7	819.1	789.0	719.7	619.9	487.6	343.6
42.5°	813.3	818.6	835.1	870.0	914.1	930.1	901.0	812.8	691.1	524.9	348.5
45°	897.6	911.7	939.8	991.6	1044.9	1069.7	1028.5	930.1	780.8	584.5	362.0
47.5°	987.3	1018.3	1065.8	1128.8	1190.8	1206.8	1155.9	1036.2	868.5	637.3	382.9
50°	1102.1	1139.9	1187.4	1263.0	1329.0	1338.6	1271.3	1134.6	945.1	683.4	402.8
52.5°	1209.2	1260.6	1321.2	1408.9	1475.8	1463.7	1376.5	1222.3	1005.7	714.9	413.9
55°	1355.6	1408.9	1477.3	1553.8	1620.2	1591.2	1471.9	1297.0	1054.1	738.1	417.3
57.5°	1522.8	1563.5	1630.4	1708.9	1752.6	1702.6	1566.0	1369.7	1100.2	738.6	390.6
60°	1687.1	1734.6	1808.3	1885.4	1909.6	1823.3	1631.4	1380.8	1054.6	659.1	312.6
62.5°	1930.4	1978.4	2015.7	2028.3	1984.7	1811.2	1555.3	1263.0	909.2	520.0	221.5
65°	2202.3	2148.0	2075.8	2008.0	1889.2	1625.6	1341.1	1037.7	705.7	347.5	152.7
67.5°	2273.6	2108.3	1951.3	1800.0	1578.6	1294.5	1011.5	729.9	452.7	197.7	103.7
69°	2199.4	1958.1	1783.1	1543.2	1314.4	968.8	696.9	467.7	270.4	137.6	86.8
70°	2063.7	1812.7	1575.6	1318.8	1018.3	740.1	463.3	306.3	176.4	100.3	78.0
72.5°	1557.2	1245.1	959.6	623.3	380.0	210.8	148.3	106.1	83.8	73.7	66.9
75°	900.5	599.5	392.6	209.4	124.1	92.1	80.5	71.7	66.4	64.0	58.2
77.5°	380.0	237.5	160.9	117.8	83.4	71.2	62.0	57.2	56.7	55.3	49.9
80°	173.0	148.3	126.5	88.7	63.5	54.3	47.5	46.5	47.5	46.0	40.7
82.5°	128.4	126.5	105.7	68.3	48.5	36.3	29.6	31.0	34.9	37.8	33.0
85°	107.1	107.1	88.7	50.9	32.0	23.3	22.8	25.7	29.1	31.5	26.7
87.5°	98.4	94.5	50.9	26.2	18.4	15.0	14.1	12.6	12.6	21.8	18.4
90°	9.7	4.4	2.4	1.9	2.4	1.9	2.9	2.4	2.4	2.4	2.4
92.5°	0.0	0.0	0.0	0.0	0.0	0.0	0.0	0.0	0.0	0.0	0.0
95°	0.0	0.0	0.0	0.0	0.0	0.0	0.0	0.0	0.0	0.0	0.0
97.5°	0.0	0.0	0.0	0.0	0.0	0.0	0.0	0.0	0.0	0.0	0.0
100°	0.0	0.0	0.0	0.0	0.0	0.0	0.0	0.0	0.0	0.0	0.0
102.5°	0.0	0.0	0.0	0.0	0.0	0.0	0.0	0.0	0.0	0.0	0.0
105°	0.0	0.0	0.0	0.0	0.0	0.0	0.0	0.0	0.0	0.0	0.0
107.5°	0.0	0.0	0.0	0.0	0.0	0.0	0.0	0.0	0.0	0.0	0.0



REPORT NUMBER: P227051

CATALOG NUMBER: ISW-AF-600-LED-E1-SL4-8030

**CANDELA DISTRIBUTION (continued):**

	50°	55°	60°	65°	70°	75°	80°	85°	90°	95°	100°
110°	0.0	0.0	0.0	0.0	0.0	0.0	0.0	0.0	0.0	0.0	0.0
112.5°	0.0	0.0	0.0	0.0	0.0	0.0	0.0	0.0	0.0	0.0	0.0
115°	0.0	0.0	0.0	0.0	0.0	0.0	0.0	0.0	0.0	0.0	0.0
117.5°	0.0	0.0	0.0	0.0	0.0	0.0	0.0	0.0	0.0	0.0	0.0
120°	0.0	0.0	0.0	0.0	0.0	0.0	0.0	0.0	0.0	0.0	0.0
122.5°	0.0	0.0	0.0	0.0	0.0	0.0	0.0	0.0	0.0	0.0	0.0
125°	0.0	0.0	0.0	0.0	0.0	0.0	0.0	0.0	0.0	0.0	0.0
127.5°	0.0	0.0	0.0	0.0	0.0	0.0	0.0	0.0	0.0	0.0	0.0
130°	0.0	0.0	0.0	0.0	0.0	0.0	0.0	0.0	0.0	0.0	0.0
132.5°	0.0	0.0	0.0	0.0	0.0	0.0	0.0	0.0	0.0	0.0	0.0
135°	0.0	0.0	0.0	0.0	0.0	0.0	0.0	0.0	0.0	0.0	0.0
137.5°	0.0	0.0	0.0	0.0	0.0	0.0	0.0	0.0	0.0	0.0	0.0
140°	0.0	0.0	0.0	0.0	0.0	0.0	0.0	0.0	0.0	0.0	0.0
142.5°	0.0	0.0	0.0	0.0	0.0	0.0	0.0	0.0	0.0	0.0	0.0
145°	0.0	0.0	0.0	0.0	0.0	0.0	0.0	0.0	0.0	0.0	0.0
147.5°	0.0	0.0	0.0	0.0	0.0	0.0	0.0	0.0	0.0	0.0	0.0
150°	0.0	0.0	0.0	0.0	0.0	0.0	0.0	0.0	0.0	0.0	0.0
152.5°	0.0	0.0	0.0	0.0	0.0	0.0	0.0	0.0	0.0	0.0	0.0
155°	0.0	0.0	0.0	0.0	0.0	0.0	0.0	0.0	0.0	0.0	0.0
157.5°	0.0	0.0	0.0	0.0	0.0	0.0	0.0	0.0	0.0	0.0	0.0
160°	0.0	0.0	0.0	0.0	0.0	0.0	0.0	0.0	0.0	0.0	0.0
162.5°	0.0	0.0	0.0	0.0	0.0	0.0	0.0	0.0	0.0	0.0	0.0
165°	0.0	0.0	0.0	0.0	0.0	0.0	0.0	0.0	0.0	0.0	0.0
167.5°	0.0	0.0	0.0	0.0	0.0	0.0	0.0	0.0	0.0	0.0	0.0
170°	0.0	0.0	0.0	0.0	0.0	0.0	0.0	0.0	0.0	0.0	0.0
172.5°	0.0	0.0	0.0	0.0	0.0	0.0	0.0	0.0	0.0	0.0	0.0
175°	0.0	0.0	0.0	0.0	0.0	0.0	0.0	0.0	0.0	0.0	0.0
177.5°	0.0	0.0	0.0	0.0	0.0	0.0	0.0	0.0	0.0	0.0	0.0
180°	0.0	0.0	0.0	0.0	0.0	0.0	0.0	0.0	0.0	0.0	0.0



REPORT NUMBER: P227051

CATALOG NUMBER: ISW-AF-600-LED-E1-SL4-8030

**CANDELA DISTRIBUTION (continued):**

	105°	110°	115°	120°	125°	130°	135°	140°	145°	150°	155°
0°	500.2	500.2	500.2	500.2	500.2	500.2	500.2	500.2	500.2	500.2	500.2
2.5°	488.1	486.1	481.3	480.3	478.9	476.9	476.4	474.0	469.2	468.2	468.7
5°	465.8	458.0	452.7	448.3	444.9	436.2	432.8	428.9	422.1	420.2	417.3
7.5°	439.6	430.4	419.7	412.0	402.8	393.5	386.3	377.1	369.8	365.4	357.7
10°	419.2	406.6	392.6	377.1	365.0	350.9	341.7	331.0	319.4	308.7	301.0
12.5°	403.7	386.3	365.9	347.5	330.1	315.0	298.6	283.5	269.0	254.4	241.8
15°	391.1	369.3	343.6	320.4	299.0	276.7	258.3	237.5	219.1	206.5	190.5
17.5°	377.6	349.4	318.9	291.8	264.1	240.9	217.6	195.8	178.4	161.9	148.8
20°	361.1	327.1	294.2	262.7	231.2	204.5	180.8	159.9	143.0	129.9	120.2
22.5°	342.7	302.9	264.6	230.2	198.7	172.5	150.2	134.7	122.1	114.9	112.0
25°	324.7	279.2	236.0	198.2	166.7	144.4	129.4	116.3	110.0	107.1	107.1
27.5°	308.2	254.9	207.0	170.1	139.6	122.1	110.5	105.2	102.3	102.3	103.7
30°	292.7	230.7	179.3	142.0	117.8	104.7	98.4	96.4	96.9	98.9	100.8
32.5°	274.8	207.4	155.6	122.1	102.3	93.5	88.7	89.2	91.6	95.0	98.4
35°	255.9	182.7	134.7	107.1	91.6	84.8	81.9	82.4	85.8	90.1	93.5
37.5°	238.9	162.8	118.7	95.5	83.8	79.5	77.1	77.5	80.0	85.3	89.7
40°	222.0	145.9	105.7	88.7	79.5	75.1	73.7	73.2	75.1	80.0	85.3
42.5°	207.4	131.3	97.9	83.8	76.6	72.7	70.8	70.8	71.7	75.6	80.9
45°	198.7	122.6	92.6	80.5	74.2	70.8	68.8	67.9	69.3	71.7	76.6
47.5°	198.7	118.3	89.2	78.0	72.2	69.3	66.9	66.4	66.9	69.3	74.2
50°	205.5	119.2	88.7	77.1	71.2	67.4	64.9	64.9	65.9	69.3	73.2
52.5°	211.3	121.2	90.1	78.0	71.2	66.4	63.5	63.0	64.5	67.9	71.2
55°	210.3	121.2	91.6	79.5	72.7	66.9	63.0	62.5	63.5	66.9	70.3
57.5°	188.1	113.9	90.1	80.5	74.6	69.3	65.4	64.0	64.9	67.9	70.8
60°	152.2	101.3	86.3	80.5	77.5	73.7	69.8	68.8	69.3	72.2	75.6
62.5°	119.2	90.1	81.4	80.0	79.0	77.1	75.6	74.6	74.6	77.1	80.0
65°	96.9	81.4	77.5	78.0	79.0	78.5	78.0	77.5	77.5	79.0	81.9
67.5°	80.9	73.2	72.2	73.7	74.6	75.1	75.6	75.1	75.6	77.1	80.5
69°	73.7	68.8	67.9	68.8	70.8	71.2	72.2	71.7	72.2	73.7	77.1
70°	69.3	65.4	64.5	65.9	67.4	67.9	68.8	68.3	68.8	70.3	73.7
72.5°	60.1	55.7	54.3	55.3	56.7	56.7	58.2	58.6	57.7	58.2	60.6
75°	51.4	46.5	44.1	44.6	44.6	44.6	45.6	45.6	44.6	44.1	44.6
77.5°	43.1	37.8	34.9	34.9	34.9	34.4	33.0	33.4	33.9	33.4	33.9
80°	33.9	29.6	26.7	26.7	26.7	25.7	25.2	25.2	26.2	27.1	26.7
82.5°	26.2	21.8	20.4	19.9	19.9	18.9	18.9	19.9	19.4	19.9	20.8
85°	18.9	15.5	14.1	14.5	14.1	13.1	13.6	15.0	15.0	14.5	15.5
87.5°	11.6	9.7	9.2	9.7	8.7	7.3	6.8	7.3	8.2	7.8	8.7
90°	1.5	1.0	1.0	1.0	1.5	1.0	1.0	1.0	1.5	1.5	1.0
92.5°	0.0	0.0	0.0	0.0	0.0	0.0	0.0	0.0	0.0	0.0	0.0
95°	0.0	0.0	0.0	0.0	0.0	0.0	0.0	0.0	0.0	0.0	0.0
97.5°	0.0	0.0	0.0	0.0	0.0	0.0	0.0	0.0	0.0	0.0	0.0
100°	0.0	0.0	0.0	0.0	0.0	0.0	0.0	0.0	0.0	0.0	0.0
102.5°	0.0	0.0	0.0	0.0	0.0	0.0	0.0	0.0	0.0	0.0	0.0
105°	0.0	0.0	0.0	0.0	0.0	0.0	0.0	0.0	0.0	0.0	0.0
107.5°	0.0	0.0	0.0	0.0	0.0	0.0	0.0	0.0	0.0	0.0	0.0



REPORT NUMBER: P227051  
 CATALOG NUMBER: ISW-AF-600-LED-E1-SL4-8030

REPORT N  
 CATALOG

**CANDELA DISTRIBUTION (continued):**

**CANDELA**

	105°	110°	115°	120°	125°	130°	135°	140°	145°	150°	155°	
110°	0.0	0.0	0.0	0.0	0.0	0.0	0.0	0.0	0.0	0.0	0.0	0°
112.5°	0.0	0.0	0.0	0.0	0.0	0.0	0.0	0.0	0.0	0.0	0.0	2.5°
115°	0.0	0.0	0.0	0.0	0.0	0.0	0.0	0.0	0.0	0.0	0.0	5°
117.5°	0.0	0.0	0.0	0.0	0.0	0.0	0.0	0.0	0.0	0.0	0.0	7.5°
120°	0.0	0.0	0.0	0.0	0.0	0.0	0.0	0.0	0.0	0.0	0.0	10°
122.5°	0.0	0.0	0.0	0.0	0.0	0.0	0.0	0.0	0.0	0.0	0.0	12.5°
125°	0.0	0.0	0.0	0.0	0.0	0.0	0.0	0.0	0.0	0.0	0.0	15°
127.5°	0.0	0.0	0.0	0.0	0.0	0.0	0.0	0.0	0.0	0.0	0.0	17.5°
130°	0.0	0.0	0.0	0.0	0.0	0.0	0.0	0.0	0.0	0.0	0.0	20°
132.5°	0.0	0.0	0.0	0.0	0.0	0.0	0.0	0.0	0.0	0.0	0.0	22.5°
135°	0.0	0.0	0.0	0.0	0.0	0.0	0.0	0.0	0.0	0.0	0.0	25°
137.5°	0.0	0.0	0.0	0.0	0.0	0.0	0.0	0.0	0.0	0.0	0.0	27.5°
140°	0.0	0.0	0.0	0.0	0.0	0.0	0.0	0.0	0.0	0.0	0.0	30°
142.5°	0.0	0.0	0.0	0.0	0.0	0.0	0.0	0.0	0.0	0.0	0.0	32.5°
145°	0.0	0.0	0.0	0.0	0.0	0.0	0.0	0.0	0.0	0.0	0.0	35°
147.5°	0.0	0.0	0.0	0.0	0.0	0.0	0.0	0.0	0.0	0.0	0.0	37.5°
150°	0.0	0.0	0.0	0.0	0.0	0.0	0.0	0.0	0.0	0.0	0.0	40°
152.5°	0.0	0.0	0.0	0.0	0.0	0.0	0.0	0.0	0.0	0.0	0.0	42.5°
155°	0.0	0.0	0.0	0.0	0.0	0.0	0.0	0.0	0.0	0.0	0.0	45°
157.5°	0.0	0.0	0.0	0.0	0.0	0.0	0.0	0.0	0.0	0.0	0.0	47.5°
160°	0.0	0.0	0.0	0.0	0.0	0.0	0.0	0.0	0.0	0.0	0.0	50°
162.5°	0.0	0.0	0.0	0.0	0.0	0.0	0.0	0.0	0.0	0.0	0.0	52.5°
165°	0.0	0.0	0.0	0.0	0.0	0.0	0.0	0.0	0.0	0.0	0.0	55°
167.5°	0.0	0.0	0.0	0.0	0.0	0.0	0.0	0.0	0.0	0.0	0.0	57.5°
170°	0.0	0.0	0.0	0.0	0.0	0.0	0.0	0.0	0.0	0.0	0.0	60°
172.5°	0.0	0.0	0.0	0.0	0.0	0.0	0.0	0.0	0.0	0.0	0.0	62.5°
175°	0.0	0.0	0.0	0.0	0.0	0.0	0.0	0.0	0.0	0.0	0.0	65°
177.5°	0.0	0.0	0.0	0.0	0.0	0.0	0.0	0.0	0.0	0.0	0.0	67.5°
180°	0.0	0.0	0.0	0.0	0.0	0.0	0.0	0.0	0.0	0.0	0.0	69°
												70°
												72.5°
												75°
												77.5°
												80°
												82.5°
												85°
												87.5°
												90°
												92.5°
												95°
												97.5°
												100°
												102.5°
												105°
												107.5°

NUMBER: P227051  
 NUMBER: ISW-AF-600-LED-E1-SL4-8030

REPORT NUMBER: P  
 CATALOG NUMBER:

**DISTRIBUTION (continued):**

160°	165°	170°	175°	180°
500.2	500.2	500.2	500.2	500.2
465.3	466.7	460.4	463.3	461.4
414.4	412.0	411.5	410.0	407.1
354.8	352.8	347.0	349.0	344.6
293.2	292.7	282.1	282.6	277.2
236.5	227.8	223.4	217.1	220.5
183.2	175.9	166.7	164.3	167.7
138.1	130.9	126.5	122.6	121.2
114.4	110.0	107.6	106.1	105.2
110.5	109.5	109.0	108.1	107.6
108.1	109.0	109.0	109.0	108.1
105.7	107.6	108.1	107.6	106.6
103.2	104.7	104.7	104.2	102.7
99.8	101.3	101.3	100.8	99.8
96.0	96.9	97.4	97.4	97.9
93.1	94.0	95.0	96.0	97.4
89.7	91.1	91.6	93.5	95.5
85.3	87.2	88.2	89.7	91.6
80.9	83.4	83.8	85.8	87.7
79.0	80.9	80.9	82.4	83.8
76.6	77.5	77.1	78.0	78.5
74.2	75.1	74.6	75.6	76.1
72.2	73.2	74.2	75.1	75.6
73.2	74.6	75.1	76.6	77.1
77.5	79.5	81.4	83.4	84.8
81.9	84.3	88.7	97.4	100.8
84.3	87.7	97.9	112.9	117.3
82.9	87.2	99.4	115.4	120.7
<b>80.0</b>	<b>83.4</b>	<b>96.4</b>	<b>112.9</b>	<b>117.8</b>
76.1	79.5	92.6	110.5	114.9
61.6	63.5	78.0	95.0	97.9
45.1	46.5	57.7	64.5	64.0
34.9	36.8	40.7	41.2	40.7
27.6	28.6	30.5	30.5	31.0
21.3	21.8	22.8	21.8	21.3
16.0	15.5	15.0	14.5	14.1
9.2	9.2	7.8	6.8	6.3
1.0	1.5	1.5	1.0	0.0
0.0	0.0	0.0	0.0	0.0
0.0	0.0	0.0	0.0	0.0
0.0	0.0	0.0	0.0	0.0
0.0	0.0	0.0	0.0	0.0
0.0	0.0	0.0	0.0	0.0
0.0	0.0	0.0	0.0	0.0
0.0	0.0	0.0	0.0	0.0
0.0	0.0	0.0	0.0	0.0
0.0	0.0	0.0	0.0	0.0
0.0	0.0	0.0	0.0	0.0
0.0	0.0	0.0	0.0	0.0
0.0	0.0	0.0	0.0	0.0

**CANDELA DISTRIBUTION:**

	160°
110°	0.0
112.5°	0.0
115°	0.0
117.5°	0.0
120°	0.0
122.5°	0.0
125°	0.0
127.5°	0.0
130°	0.0
132.5°	0.0
135°	0.0
137.5°	0.0
140°	0.0
142.5°	0.0
145°	0.0
147.5°	0.0
150°	0.0
152.5°	0.0
155°	0.0
157.5°	0.0
160°	0.0
162.5°	0.0
165°	0.0
167.5°	0.0
170°	0.0
172.5°	0.0
175°	0.0
177.5°	0.0
180°	0.0



'227051  
 ISW-AF-600-LED-E1-SL4-8030

**TION (continued):**

165°	170°	175°	180°
0.0	0.0	0.0	0.0
0.0	0.0	0.0	0.0
0.0	0.0	0.0	0.0
0.0	0.0	0.0	0.0
0.0	0.0	0.0	0.0
0.0	0.0	0.0	0.0
0.0	0.0	0.0	0.0
0.0	0.0	0.0	0.0
0.0	0.0	0.0	0.0
0.0	0.0	0.0	0.0
0.0	0.0	0.0	0.0
0.0	0.0	0.0	0.0
0.0	0.0	0.0	0.0
0.0	0.0	0.0	0.0
0.0	0.0	0.0	0.0
0.0	0.0	0.0	0.0
0.0	0.0	0.0	0.0
0.0	0.0	0.0	0.0
0.0	0.0	0.0	0.0
0.0	0.0	0.0	0.0
0.0	0.0	0.0	0.0
0.0	0.0	0.0	0.0
0.0	0.0	0.0	0.0
0.0	0.0	0.0	0.0
0.0	0.0	0.0	0.0
0.0	0.0	0.0	0.0
0.0	0.0	0.0	0.0
0.0	0.0	0.0	0.0
0.0	0.0	0.0	0.0
0.0	0.0	0.0	0.0
0.0	0.0	0.0	0.0
0.0	0.0	0.0	0.0
0.0	0.0	0.0	0.0
0.0	0.0	0.0	0.0
0.0	0.0	0.0	0.0
0.0	0.0	0.0	0.0

(END OF REPORT)